



TREAT CATARACTS AND ASTIGMATISM WITH ONE PROCEDURE

Simulated image with cataracts and astigmatism

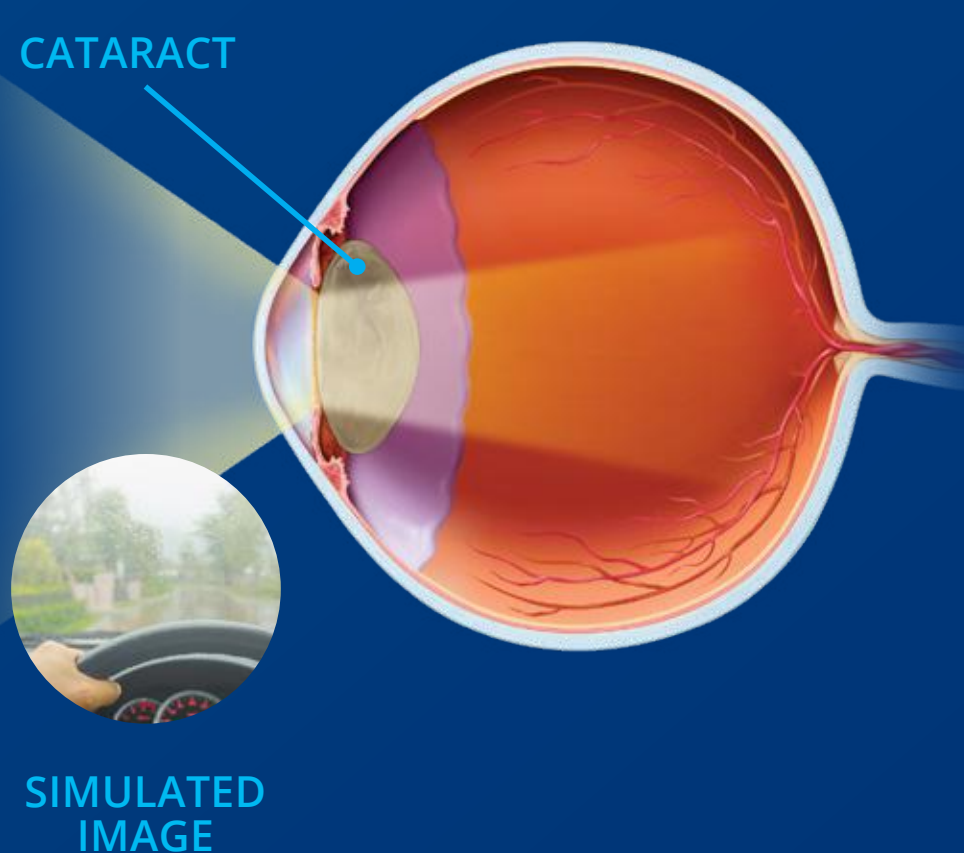
Simulated image with an AcrySof® IQ Toric IOL. Although this result is typical, individual results may vary.

YOUR VISION. YOUR CHOICE.

Cataract patients have a choice of replacement lenses that can also correct their astigmatism, starting with the basic monofocal toric lens. There are also advanced-technology toric lens options designed to treat astigmatism and reduce the need for glasses at all distances.

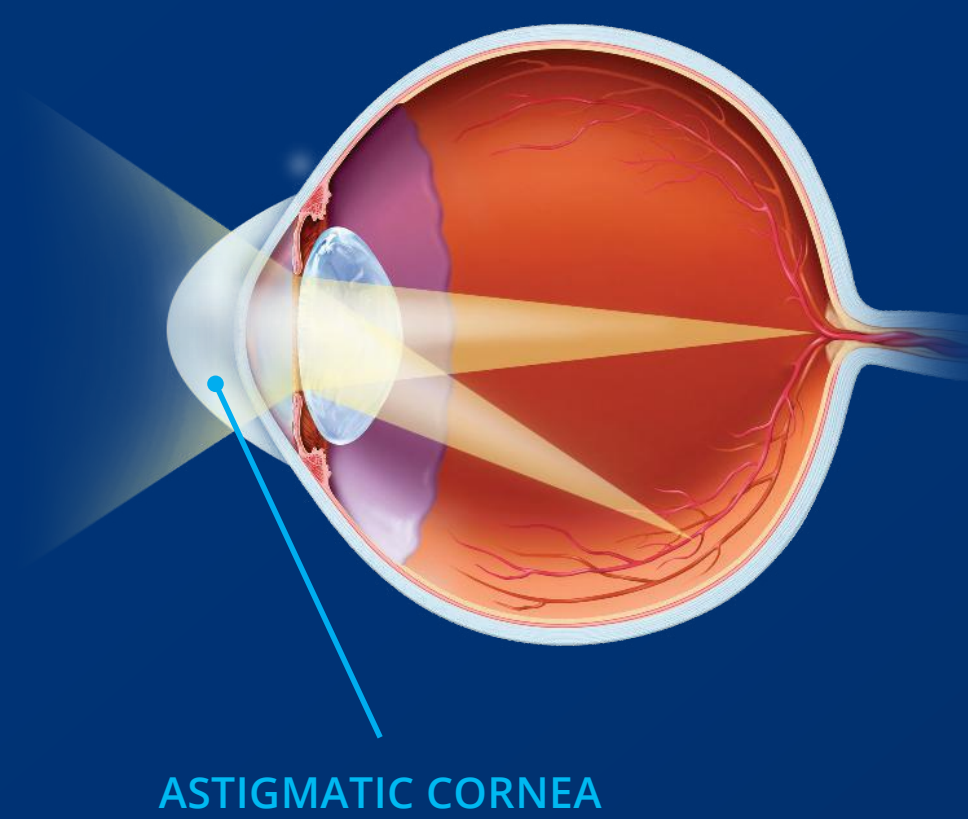
WHAT ARE CATARACTS?

Cataracts are a buildup of proteins within your eye's natural lens that can cloud your vision and interfere with normal activities, like driving a car, using a computer, or recognizing a familiar face.¹

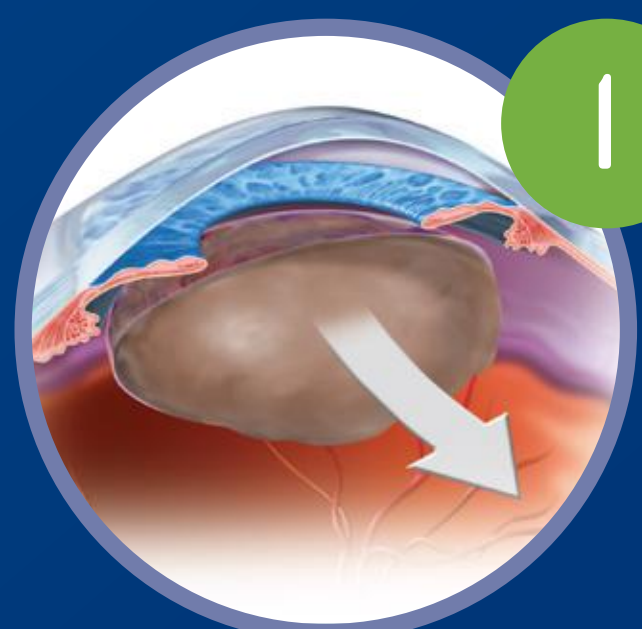


WHAT IS ASTIGMATISM?

Astigmatism is another common eye condition caused by an irregularity in the shape of a cornea, which blurs vision at all distances and makes it difficult to see fine detail.



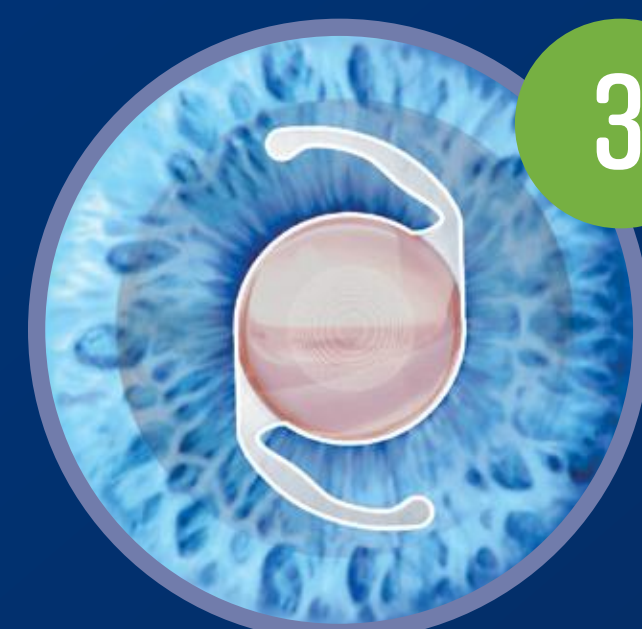
CATARACT SURGERY AT A GLANCE



1 CATARACT REMOVAL
Through a tiny incision, the surgeon removes your clouded lens.



2 LENS INSERTION
The surgeon replaces your original lens with a new, artificial lens.



3 VISION RENEWED
With a new toric lens, you'll be free from cataracts and astigmatism.

SEE LIFE THROUGH A NEW LENS

With a single procedure and your new toric lens, you have the potential to reduce your need for glasses or contacts.



Important Product Information

CAUTION: Restricted by law to sale by or on the order of a physician.

DESCRIPTION: The AcrySof® IQ Toric Intraocular Lenses (IOLs) are artificial lenses implanted in the eye of adult patients following cataract surgery. These lenses are designed to correct pre-existing corneal astigmatism, which is the inability of the eye to focus clearly at any distance because of different curvatures on the cornea, and provide distance vision.

WARNINGS / PRECAUTIONS: You may experience and need to contact your eye doctor immediately if you have any of the following symptoms while using the antibiotic eye drops prescribed by your doctor: itching, redness, watering of your eye, sensitivity to light. The safety and effectiveness of the AcrySof® IQ Toric IOL has not been established in patients with eye conditions, such as an increase in eye pressure (glaucoma) or complications of diabetes in the eye (diabetic retinopathy). As with any surgical procedure, there are risks involved. These risks may include but are not limited to infection, damage to the lining of the cornea, the retinal layer which lines the inside back wall of your eye may become separated from the tissue next to it (retinal detachment), inflammation or swelling inside or outside the eye, damage to the iris (the colored diaphragm around the pupil), an increase in eye pressure that cannot be controlled by medicine and secondary surgical procedure. A toric IOL corrects astigmatism only when it is placed in the correct position in the eye. There is a possibility that the toric IOL could be placed incorrectly or could move within the eye. This may result in less improvement or a reduction in vision because your astigmatism has not been fully corrected, or it may cause visual symptoms.

ATTENTION: As with any surgical procedure, there are risks involved. Prior to surgery, ask your eye doctor to provide you with an AcrySof® IQ Toric Patient Information Brochure, which will inform you of the risks and benefits associated with this IOL. Discuss any questions about possible risks and benefits with your eye doctor.

REFERENCE: 1. Cataracts. Mayo Clinic website. <https://www.mayoclinic.org/diseases-conditions/cataracts/symptoms-causes/syc-20353790>. Updated June 23, 2018. Accessed April 6, 2021.